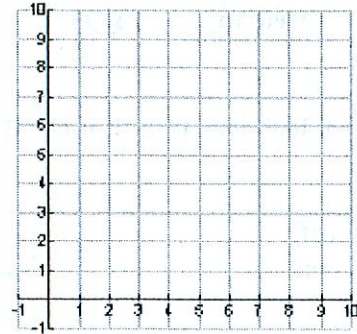



- 23, 29, 32, 51, 48, 54, 53, 51, 29, 33, 42, 23, 33, 34, 48, 47, 75

Reorder _____

- Stem/Leaf
- Histogram

a. Stem Leaf b.



- Mean _____
- Median _____
- Mode _____
- Standard Deviations _____
- Q1 _____, Median _____, & Q3 _____

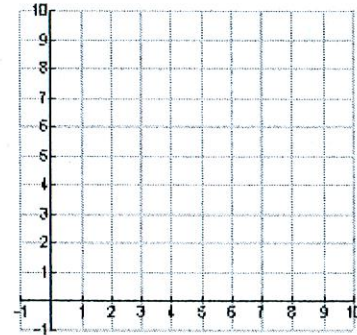

g. _____

- 12, 14, 12, 16, 21, 16, 21, 23, 23, 28, 28, 14

Reorder _____

- Stem/Leaf
- Histogram

a. Stem Leaf b.



- Mean _____
- Median _____
- Mode _____
- Standard Deviations _____
- Q1 _____, Median _____, & Q3 _____

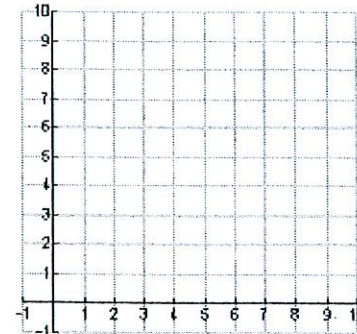

g. _____

- 66, 40, 39, 51, 62, 69, 80, 94, 44, 50, 46, 80, 55, 53, 61, 47, 51, 53, 45, 74, 68, 47, 62, 67, 53, 37, 62, 63, 59, 77

Reorder _____

- Stem/Leaf
- Histogram

a. Stem Leaf b.



Name _____
Date _____ Day _____


- c. Mean _____
- d. Median _____
- e. Mode _____
- f. Standard Deviations _____
- g. Q1 _____, Median _____, & Q3 _____

g. _____

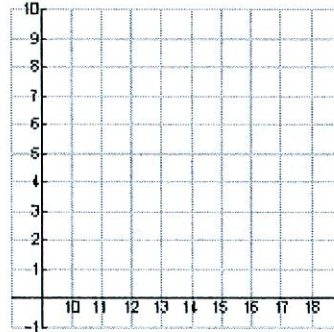
4. 15.1, 18.3, 16.3, 18.9, 15.6, 17.2, 12.5, 12.7, 12.7, 12.2, 13.0, 13.5, 11.0, 18.4, 15.2, 10.8, 18.3, 15.1, 12.6

R/O _____

- a. Stem/Leaf
- b. Histogram



b.




- c. Mean _____
- d. Median _____
- e. Mode _____
- f. Standard Deviations _____
- g. Q1 _____, Median _____, & Max _____

g. _____

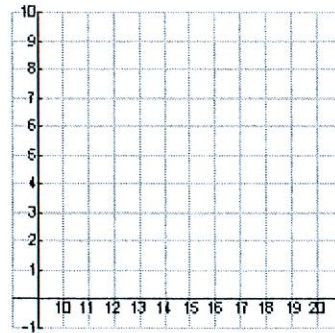
5. 100, 200, 130, 136, 161, 156, 209, 126, 135, 98, 114, 117, 168, 133, 140,

Reorder _____

- a. Stem/Leaf
- b. Histogram



b.



- c. Mean _____
- d. Median _____
- e. Mode _____
- f. Standard Deviations _____
- g. Q1 _____, Median _____, & Q3 _____

g. _____

