

Key

1. 23, 29, 32, 51, 48, 54, 53, 51, 29, 33, 42, 23, 33, 34, 48, 47, 75

Reorder 23, 23, 29, 29, 32, 33, 33, 34, 42, 47, 48, 48, 51, 51, 53, 54, 75

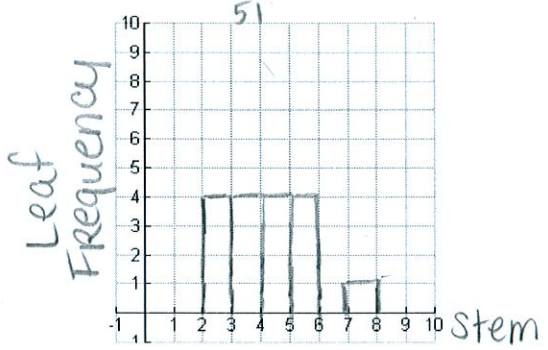
- a. Stem/Leaf
- b. Histogram

↑
30.5

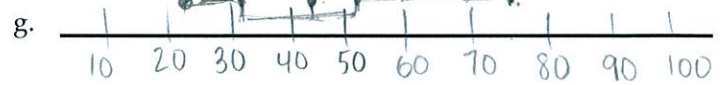
a.

Stem	Leaf
2	3399
3	2334
4	2788
5	1134
6	
7	5

b.



- c. Mean 41.47
- d. Median 42
- e. Mode 23, 29, 33, 48, 51
- f. Standard Deviations 13.27
- g. Q1 30.5, Median 42, & Max 75



2. 12, 14, 12, 16, 21, 16, 21, 23, 23, 28, 28, 14

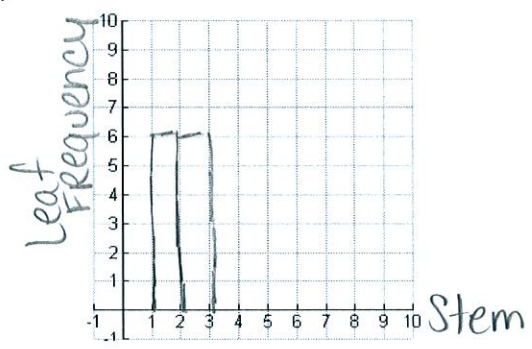
Reorder 12, 12, 14, 14, 16, 16, 21, 21, 23, 23, 28, 28

- a. Stem/Leaf
- b. Histogram

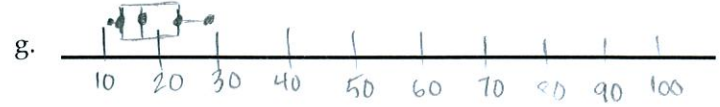
a.

Stem	Leaf
1	224466
2	113388

b.



- c. Mean 19
- d. Median $\frac{16+21}{2} = 18.5$
- e. Mode 12, 14, 16, 21, 23, 28
- f. Standard Deviations 5.54
- g. Q1 14, Median 18.5, & Max 28



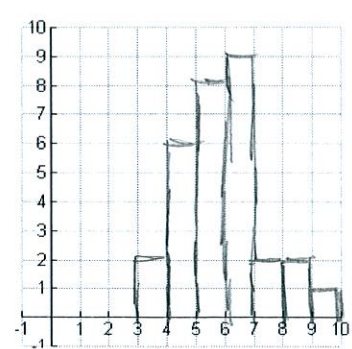
3. 66, 40, 39, 51, 62, 69, 80, 94, 44, 50, 46, 80, 55, 53, 61, 47, 51, 53, 45, 74, 68, 47, 62, 67, 53, 37, 62, 63, 59, 77, 37, 39, 40, 44, 45, 46, 47, 47, 50, 51, 51, 53, 53, 53, 55, 59, 61, 62, 62, 63, 63, 66, 67, 68, 69, 74, 77, 80, 80, 94

- a. Stem/Leaf
- b. Histogram

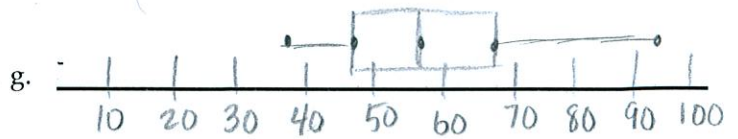
a.

Stem	Leaf
2	
3	79
4	045677
5	01133359
6	122236789
7	47
8	00
9	4

b.



- c. Mean 58.5
- d. Median 57
- e. Mode 53 62
- f. Standard Deviations 13.47
- g. Q1 47, Median 57, & Q3 67



4. 15.1, 18.3, 16.3, 18.9, 15.6, 17.2, 12.5, 12.7, 12.7, 12.2, 13.0, 13.5, 11.0, 18.4, 15.2, 10.8, 18.3, 15.1, 12.6

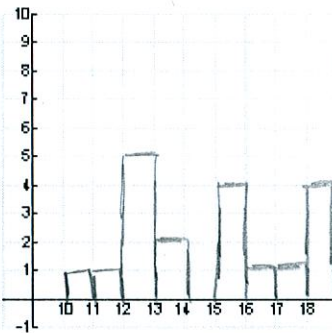
R/O 10.8, 11.0, 12.2, 12.5, 12.6, 12.7, 12.7, 13.0, 13.5, 15.1, 15.1, 15.2, 15.6, 16.3, 17.2, 18.3, 18.3, 18.4, 18.9

- a. Stem/Leaf
- b. Histogram


a.

Stem	Leaf
10	8
11	0
12	2 5 6 7 7
13	0 5
14	
15	1 1 2 6
16	3
17	2
18	3 3 4 9

b.



- c. Mean 14.7
- d. Median 15.1
- e. Mode 12.7, 15.1, 18.3
- f. Standard Deviations 2.56
- g. Q1 12.6, Median 15.1, & Max 17.2



5. 100, 200, 130, 136, 161, 156, 209, 126, 135, 98, 114, 117, 168, 133, 140,

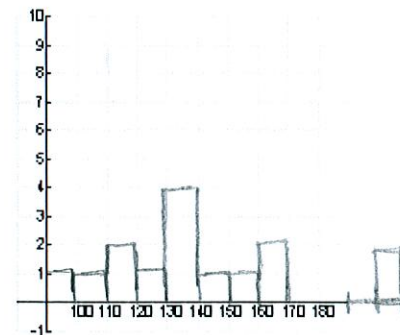
Reorder 98, 100, 114, 117, 126, 130, 133, 135, 136, 140, 156, 161, 168, 200, 209

- a. Stem/Leaf
- b. Histogram

a.

Stem	Leaf
0	8
10	0
11	4 7
12	6
13	0 3 5 6
14	0
15	6
16	1 8
17	
18	
19	
20	0 9

b.



- c. Mean 141.53
- d. Median 135
- e. Mode none
- f. Standard Deviations 31.37
- g. Q1 117, Median 135, & Q3 161

